

Contributions Per Option Effective 1 January 2021 (All Values In Rand Unless Otherwise Specified)

PINNACLE	Principal Member	Adult Dependant	Child Dependant
Risk	5 904	4 596	1 635
Savings	1 475	1 148	408
Total monthly contribution	7 379	5 744	2 043

Annual Benefit Amounts for 2021			
Savings	17 700	13 776	4 896
AFB	4 150	3 220	1 140
Total Day-to-Day	21 850	16 996	6 036
Threshold	25 000	19 176	6 686
SPG	3 150	2 180	650

DYNAMIX	Principal Member	Adult Dependant	Child Dependant
Risk	4 786	3 738	1 335
Savings	777	607	216
Total monthly contribution	5 563	4 345	1 551

Annual Benefit Amounts for 2021			
Savings	9 324	7 284	2 592
AFB	3 144	2 436	872
Total Day-to-Day	12 468	9 720	3 464
Threshold	19 128	14 664	5 192
SPG	6 660	4 944	1 728

SYMMETRY	Principal Member	Adult Dependant	Child Dependant
Risk	3 958	3 087	1 117
Savings	439	342	124
Total monthly contribution	4 397	3 429	1 241

Annual Benefit Amounts for 2021			
Savings	5 268	4 104	1 488
AFB	4 672	3 616	1 282
Total Day-to-Day	9 940	7 720	2 770

SELSURE	Principal Member	Adult Dependant	Child Dependant
Total monthly contribution	3 645	3 645	912

Annual Benefit Amounts for 2021			
Day-to-Day Benefit	5 760	4 080	2 040
Day-to-Day Extender Benefit	R5 880 PB to a maximum of R8 260 PMF		

MUMED	Principal Member	Adult Dependant	Child Dependant
Total monthly contribution	3 496	2 725	983

Annual Benefit Amounts for 2021			
AFB	6 410	4 000	1 600

UNISAVE	Principal Member	Adult Dependant	Child Dependant
Risk	2 033	1 733	610
Savings	676	577	202
Total monthly contribution	2 709	2 310	812


Annual Benefit Amounts for 2021			
Savings	8 112	6 924	2 424

MEDX	Principal Member	Adult Dependant	Child Dependant
Total monthly contribution	2 376	2 199	767


SELFNET	Principal Member	Adult Dependant	Child Dependant
Risk	1 386	1 386	490
Savings	304	304	107
Total monthly contribution	1 690	1 690	597

Annual Benefit Amounts for 2021			
Savings	3 648	3 648	1 284


Contributions Per Efficiency Discounted Option Effective 1 January 2021
(All Values In Rand Unless Otherwise Specified)

PINNACLE 	Principal Member	Adult Dependant	Child Dependant
Risk	4 935	3 840	1 375
Savings	1 233	959	343
Total monthly contribution	6 168	4 799	1 718


Annual Benefit Amounts for 2021			
Savings	14 796	11 508	4 116
AFB	3 480	2 712	966
Total Day-to-Day	18 276	14 220	5 082
Threshold	21 426	16 400	5 732
SPG	3 150	2 180	650

DYNAMIX 	Principal Member	Adult Dependant	Child Dependant
Risk	3 939	3 073	1 113
Savings	640	499	181
Total monthly contribution	4 579	3 572	1 294


Annual Benefit Amounts for 2021			
Savings	7 680	5 988	2 172
AFB	2 580	2 016	732
Total Day-to-Day	10 260	8 004	2 904
Threshold	16 920	12 948	4 632
SPG	6 660	4 944	1 728

SYMMETRY 	Principal Member	Adult Dependant	Child Dependant
Risk	3 338	2 598	937
Savings	369	287	103
Total monthly contribution	3 707	2 885	1 040

Annual Benefit Amounts for 2021			
Savings	4 428	3 444	1 236
AFB	3 842	2 976	1 044
Total Day-to-Day	8 270	6 420	2 280

MUMED 	Principal Member	Adult Dependant	Child Dependant
Total monthly contribution	2 838	2 209	787

Annual Benefit Amounts for 2021			
Annual Flexi Benefit (AFB)	6 200	3 850	1 550

MEDX 	Principal Member	Adult Dependant	Child Dependant
Total monthly contribution	1 741	1 741	545